

2024-2025 Annual Report



The **University of Cleveland Preparatory School (UCP)** is a public charter school serving students in grades K-8 in central and downtown Cleveland. The campus is safe, secure, and spacious, situated just minutes from Cleveland State University. This award-winning school fosters a learning environment that upholds high standards for both academics and behavior. The accredited, college-preparatory curriculum is aligned with university standards,

ensuring that students are goal-oriented and focused on planning for college and beyond. In addition to core subjects, students engage in Art, Physical Education, and Technology classes during the school day. Extracurricular activities encompass a variety of clubs and sports, including Basketball, Volleyball, and STEM programs. University of Cleveland Preparatory School also offers summer school for academic enrichment and a summer sports camp, further supporting students' development during the summer months. The school maintains strong ties to the community, partnering with organizations such as Community Reformation and SWAV to conduct philanthropic initiatives and community service efforts in the midtown and downtown neighborhoods.




Mission Statement: To prepare students for a college preparatory high school that will ensure success and graduation from a four-year college or university.

Chairwoman
Sonya Boyd
Vice Chairman
Aaron Berg
Treasurer
Karen Lewis
Board Secretary
Mandisa Lewis
Board Member
Rodney Lewis

Authorizer
Ohio Council of Community Schools
Fiscal Officer
Dave Massa

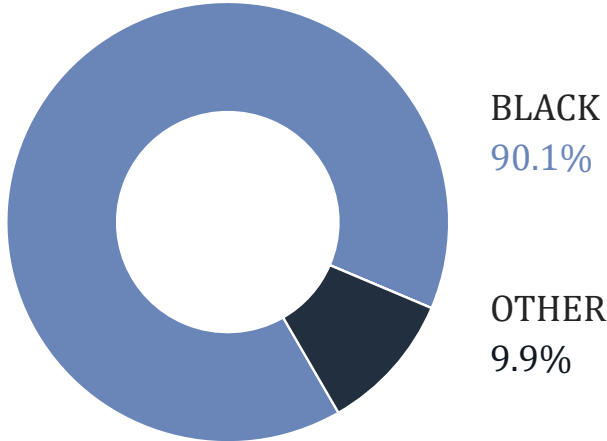
Executive Principal

Philip Penn
Regional VP
Debroah A. Mays
Grades Served
Early K-8
Students Served
146
School Year Opened
2011-2012
Managed By Accel Since
2017-2018



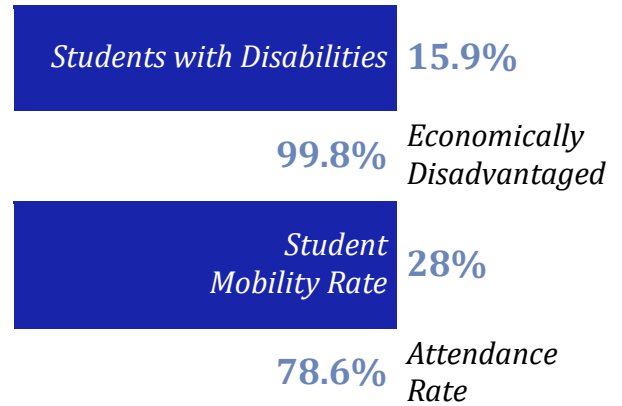
2024-2025 ANNUAL REPORT

Student Demographics



NOTE: If Enrollment is less than 10, results are Not Calculated (NC)

Special Populations



Progress towards Goals

The percent of students proficient in **English Language Arts** increased from **10.3%** to **14.3%** from SY 2024 to SY 2025.

During the same time period, the percentage of students proficient in **Mathematics** increased from **8.4%** to **14%**.


Our Academic Goals

#1 By FY2026, the overall percentage of students reaching proficiency or above on state **English Language Arts** tests will increase by **20%**.

#2 By FY2026, the overall percentage of students reaching proficiency or above on state tests in **Mathematics** will increase by **20%**.

State Report Card

Performance Index Score 47.1	Overall Rating ★★★
Achievement Component ★	Early Literacy Component ★
Progress Component ★★★★	Gap Closing Component ★★★★

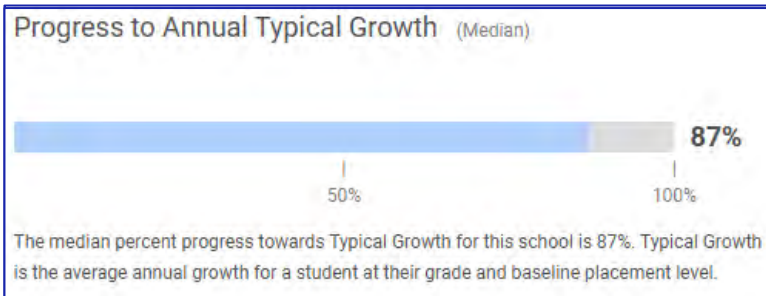


2024-2025 ANNUAL REPORT

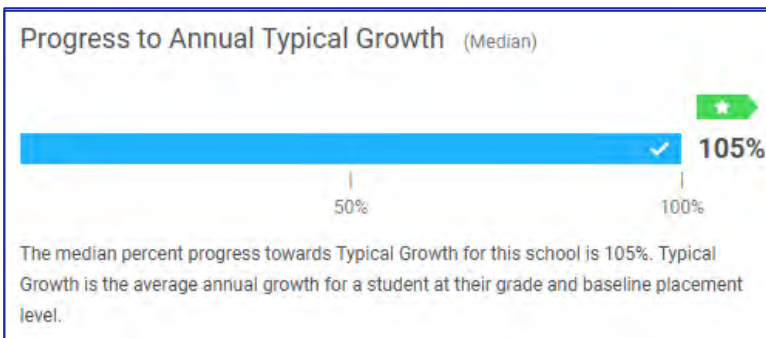


UNIVERSITY OF
CLEVELAND
PREPARATORY SCHOOL

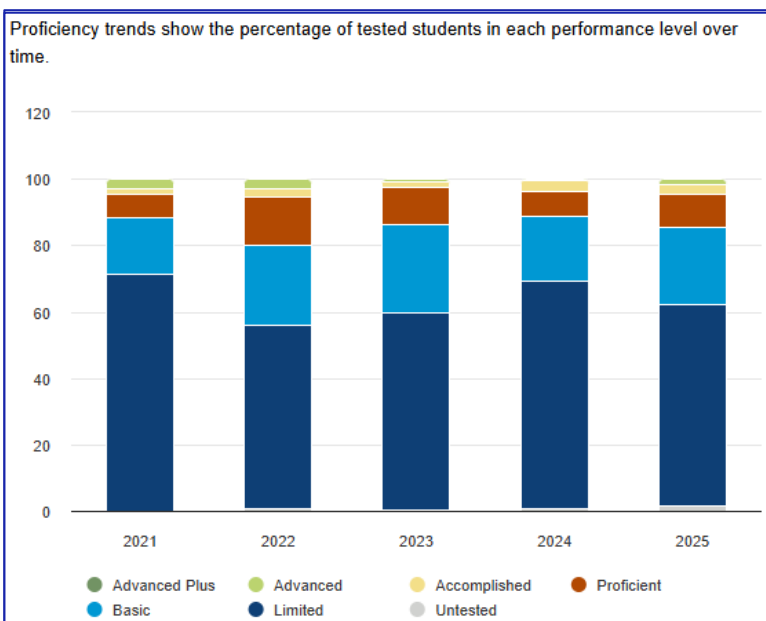
iReady Reading



iReady Math



Percent Proficient for University of Cleveland Preparatory School



OUR HIGHLIGHTS

Academics:

- Three-Star overall rating for the State report Card
- Four Stars for Overall Progress
- Four Stars on Gap Closing
- Overall mathematics significantly exceeded Student Growth Expectation
- ELA and Science met student Growth expectations
- iReady reading, the progress to annual typical growth was 87%
- iReady mathematics, the progress to annual typical growth was 105%
- New STEAM Programming

Student Life:

- Competitions and Color Wars
- Read-O-Ween
- Heritage Celebrations
- Athletics Teams
- Spirit Weeks
- Trunk-or-Treat
- Scholars Showcase

Community:

- Donuts with Dudes Walk
- Cleveland Metroparks Nature Tracks Visit
- Tea Time with Admin
- Safety Squad with University Hospital

Staff Accolades:

- Staff Member of the Month

2024-2025 ANNUAL REPORT



Financial Data

State Sources	1,695,017
Federal Sources	766,001
Local Sources	9,532
Total Revenue	\$2,470,549
Salary & Wages	1,054,593
Employee Benefits	282,804
Purchased Services	1,581,631
Supplies & Materials	70,227
Capital Outlay	54,132
Other Expenses	79,838
Total Expenses	\$3,123,224



Sponsor Statement:



Ohio Council of Community Schools (OCCS) uses various methods to evaluate the school's performance including published tests and other academic scores such as the Ohio Department of Education & Workforce Local Report Card and supporting data. OCCS regional representatives visit our partner schools regularly ensuring compliance with federal, state, and contractual requirements.

